



ACVATIX™

Electromotoric actuators for valves

SAX..9..

with a 20 mm stroke

-
- **SAX319..** Operating voltage AC 230 V, 3-position control signal
 - **SAX619..** Operating voltage AC/DC 24 V, control signal DC 0...10 V, 4...20 mA
 - **SAX619..** Position feedback, override control, choice of flow characteristic
 - For direct mounting on valves; no adjustments required
 - Manual adjuster, position indicator and status indication per LED
 - Optional functions with auxiliary switches, potentiometer, function module

Use

For the operation of Siemens 2-port and 3-port valves, types V..F21.., V..F31.., V..F40.., V..F41.., V..G41.., VVF52.. and V..F53.. with 20 mm stroke as control and safety shut-off valves in heating, ventilation and air conditioning systems.

Type summary

Product number	Stock number	Stroke	Pos. force	Operating voltage	Positioning signal	Spring return time	Pos. time	LED	Manual adjuster	Extra functions
SAX319.00	S55150-A105-A900	20 mm	800 N	AC 230 V	3-position	-	120 s	-	Push and fix	-
SAX319.03	S55150-A106-A900			AC/DC 24 V	DC 0...10 V DC 4...20 mA 0...1000 Ω		30 s	✓		
SAX619.03	S55150-A100-A900									

Electrical accessories

Product number	Auxiliary switch ASC10.51	Potentiometer ASZ7.5/.. ¹⁾	Function module AZX61.1
Stock no.	S55845-Z103	S55845-Z104 (ASZ7.5/135) S55845-Z105 (ASZ7.5/200) S55845-Z106 (ASZ7.5/1000)	S55845-Z107
Max. 2			
SAX319..	Max. 2	Max. 1	-
SAX619..	Max. 2	-	Max. 1 AZX61.1

¹⁾ Available with 135 Ω, 200 Ω or 1000 Ω

Mechanical Accessory Weather shield ASK39.1

Ordering

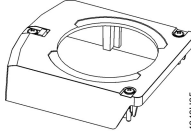

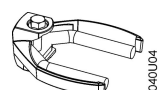
Example

Product number	Stock number	Description	Quantity
SAX319.03	S55150-A106-A900	Actuator	1
ASZ7.5/1000	S55845-Z106	Potentiometer	1

Delivery

Actuators, valves and accessories are supplied in individual packs.

Spare part set

Product number / Stock number	Housing cover	Screw (valve stem coupling)
8000060843		
		U-bracket 

Combinations

Type reference	DN	PN class	k_{vs} [m ³ /h]	Data sheet
2-port valves VV.. (control or safety shutoff valves)				
VVF21..	flange	25...80	6	1.9...100 N4310
VVF31..	flange	15...80	10	2.5...100 N4320
VVF40..	flange	15...80	16	1.9...100 N4330
VVF41..	flange	50		19 / 31 N4340
VVG41..	thread	15...50	25	0.63...40 N4363
VVF52..	flange	15...40		0.16...25 N4373
VVF53..	Flange	15...50		0.16...40 N4405
3-port valves VX.. (control valves for "mixing" and "diverting" functions)				
VXF21..	flange	25...80	6	1.9...100 N4410
VXF31..	flange	15...80	10	2.5...100 N4420
VXF40..	flange	15...80	16	1.9...100 N4430
VXF41..	flange	15...50		1.9...31 N4440
VXG41..	thread		1.6...40 N4463	
VXF53..	flange	15...50	25	1.6...40 N4405

Product documentation

Detailed information about the New Generation actuators can be found in the Basic documentation "Electromotoric actuators SAX.." (CE1P4040_01en).

Notes

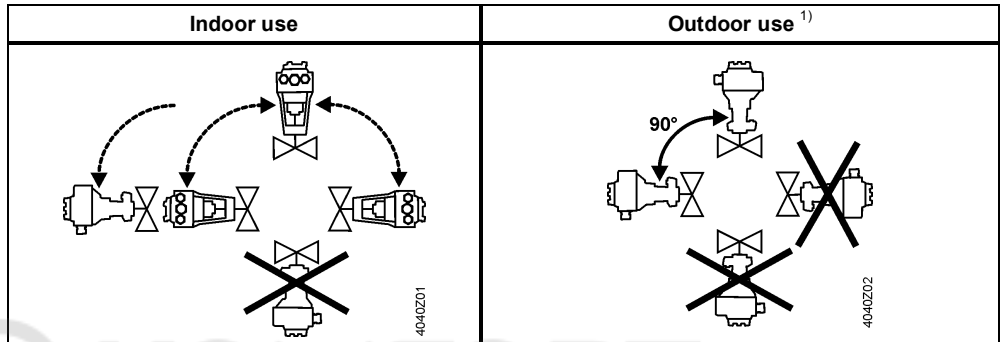
Engineering SAX319..

3-position actuators must have their own specific controller, refer to "Connection Diagrams" (page 6).

SAX619..

Up to 10 actuators can drive in parallel on a controller output with a rating of 1 mA. Modulating actuators have an input impedance of 100 kΩ.

Mounting



¹⁾ Only in connection with weather shield ASK39.1

Maintenance

The actuators are maintenance-free.

Warranty

The engineering data specified in chapter "Combinations" (page 2) are only guaranteed in connection with the Siemens valves listed.

Note

When using the actuators in connection with valves of other manufacture, correct functioning must be ensured by the user, and Siemens will assume no responsibility.

Technical Data

		SAX..9..
Power supply	Operating voltage SAX319.. SAX619..	AC 230 V ±15% AC 24 V ± 20% / DC 24 V + 20% / -15%
	Frequency	45...65Hz
	Fusing ac. DIN 57 100 part 430 (supply lines)	6 A...10 A slow
	Power consumption at 50 Hz	
	SAX319.00 Stem retracts / extends SAX319.03 Stem retracts / extends SAX619.03 Stem retracts / extends	3.5 VA / 2 W 6 VA / 3.5 W 8 VA / 3.75 W
Function data	Positioning times (with the specified nominal stroke) The positioning time can vary, depending on the type of valve, refer to chapter "Type summary" (page 2) SAX319.00 SAX319.03, SAX619.03 Positioning force Nominal stroke Permissible medium temperature (valve fitted)	120 s 30 s 800 N 20 mm -25...130 °C
Signal inputs	Positioning signal "Y" SAX319.. SAX319.. Voltage SAX619.. (DC 0...10 V) Current draw SAX619.. (DC 4...20 mA) Current draw Input impedance Input impedance	3-position AC 230 V ±15% ≤ 0.1 mA ≥100 kΩ DC 4...20 mA ± 1% ≤500 Ω
Parallel operation	SAX619..	≤ 10 (depending on controller output)
Forced control	Positioning signal "Z" SAX619.. R = 0...1000 Ω Z connected to G Z connected to G0 Voltage Current draw	R = 0...1000 Ω, G, G0 Stroke proportional to R Max. stroke 100% ¹⁾ Min. stroke 0% ¹⁾ Max. AC 24 V ± 20% Max. DC 24 V + 20% / -15% ≤ 0.1 mA
Position feedback	Position feedback U SAX619.. Load impedance Load	DC 0...10 V ± 1% >10 kΩ res. Max. 1 mA
Connecting cable	Wire cross-sectional areas	0.13...1.5 mm ² ; AWG 24...16 ²⁾
	Cable entries SAX..	EU: 2 entries Ø 20.5 mm (for M20) 1 entry Ø 25.5 mm (for M25)
Degree of protection	Housing from vertical to horizontal	IP54 as per EN 60529 ³⁾
	Insulation class Actuators SAX319.. AC 230 V Actuators SAX619.. AC / DC 24 V	As per EN 60730 II III
Environmental conditions	Operation Climatic conditions Mounting location Temperature Humidity (noncondensing)	IEC 60721-3-3 Class 3K5 Indoors (weather-protected) -5...55 °C 5...95% r.h.
	Transport Climatic conditions Temperature Humidity	IEC 60721-3-2 Class 2K3 -25...70 °C <95% r.h.
	Storage Climatic conditions Temperature Humidity	IEC 60721-3-1 Class 1K3 -15...55 °C 5...95% r.h.
	Max. media temperatur when mounted on valve	130 °C
Standards	CE conformity As per EMC directive Immunity Emmissions	2004/108/EC EN 61000-6-2:[2005] Industrial ⁴⁾ EN 61000-6-3:[2007] Residential
	Electrical safety	EN 60730-1
	Low-voltage directive AC 230 V	2006/95/EC
	C-tick	N 474
	UL conformity AC 230 V AC/DC 24 V	- UL 873
Environmental compatibility	-	ISO 14001 (environment) ISO 9001 (quality) SN 36350 (environment-compatible products) RL 2002/95/EG (RoHS)
Dimensions	-	See "Dimensions" (page 7)

Accessories	Potentiometer ASZ7.5/135	Voltage DC 10 V Current rating <4 mA	0...135 Ω ± 5%
	Potentiometer ASZ7.5/200	Voltage DC 10 V Current rating <4 mA	0...200 Ω ± 5%
	Potentiometer ASZ7.5/1000	Voltage DC 10 V Current rating <4 mA	0...1000 Ω ± 5%
	Auxiliary switch ASC10.51	Switching capacity	AC 24...230 V, 6 A res., 3 A ind.

¹⁾ Observe acting direction of DIL switches

²⁾ AWG = American wire gauge

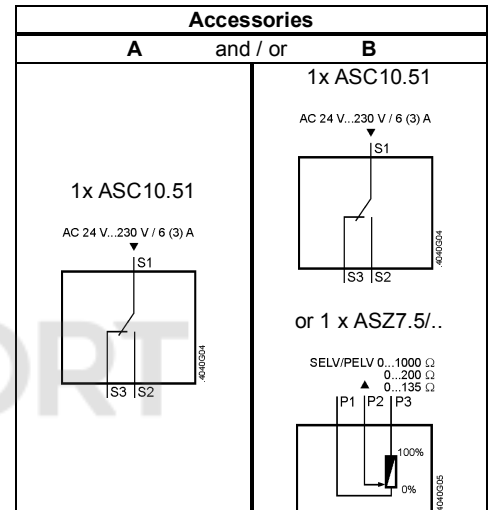
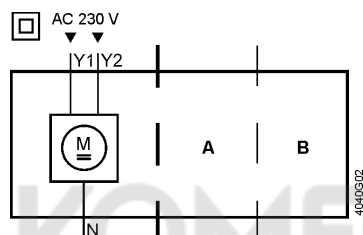
³⁾ Also with weather shield ASK39.1

⁴⁾ Transformer 160 VA (e.g. Siemens 4AM 3842-4TN00-0EA0) for actuators operating on AC 24 V

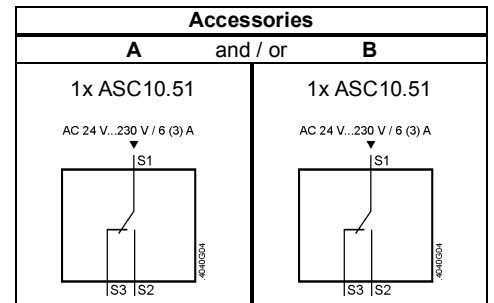
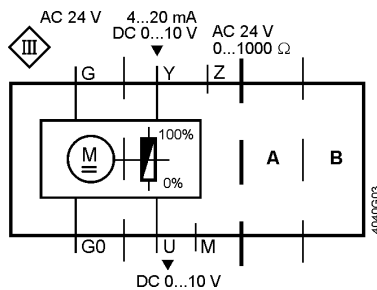
Connection Diagrams

Internal Diagrams

SAX319..



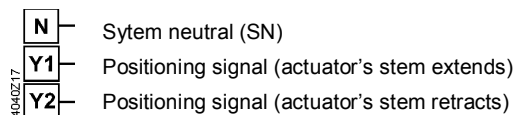
SAX619..



Connection terminals

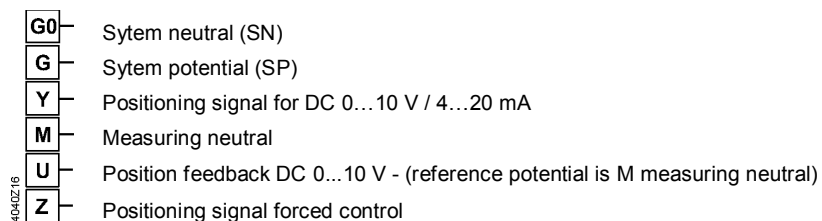
SAX319..

AC 230 V, 3-position

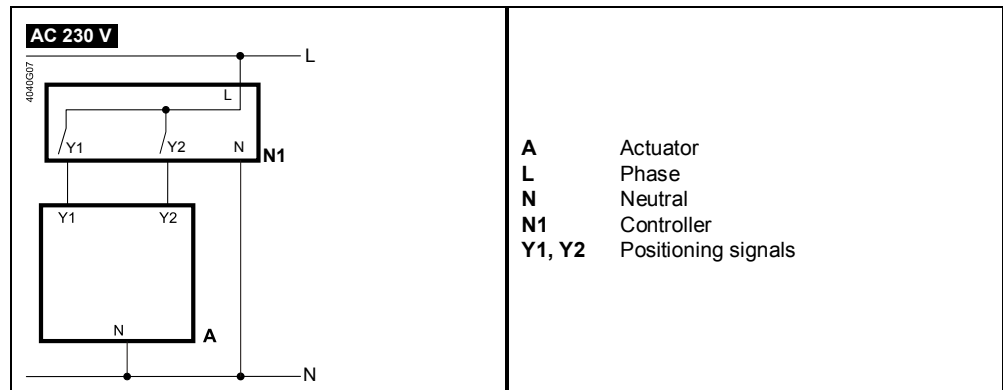


SAX619..

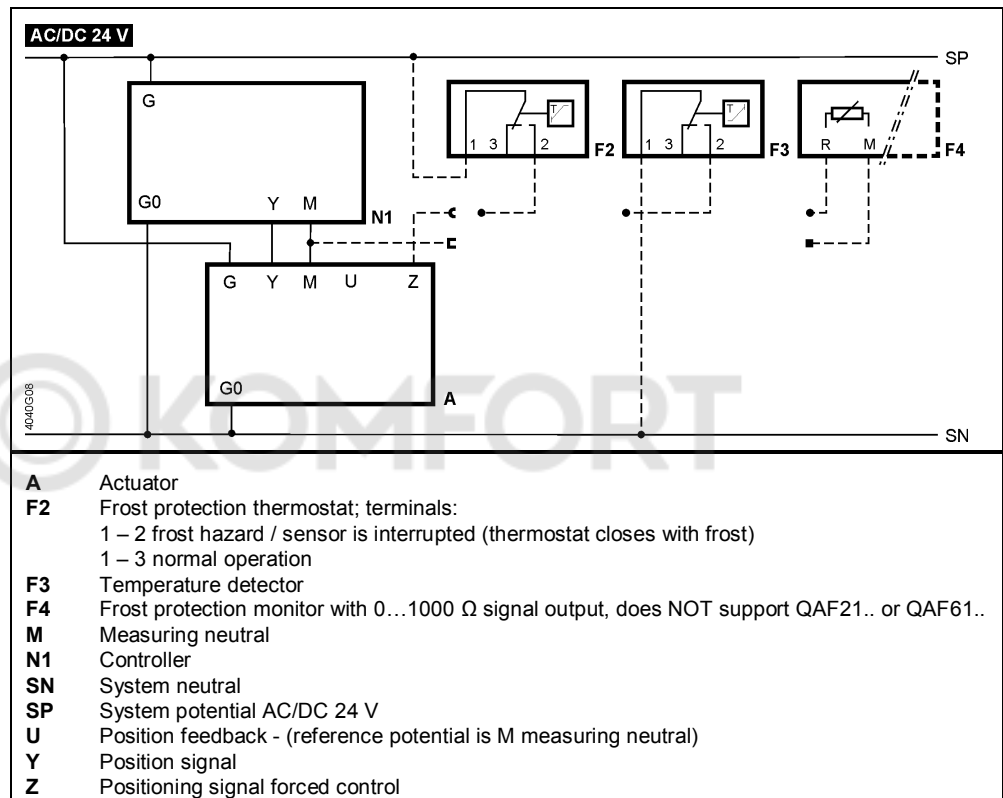
AC/DC 24 V, DC 0...10 V / 4...20 mA / 0...1000 Ω



Connection Diagrams
SAX319..

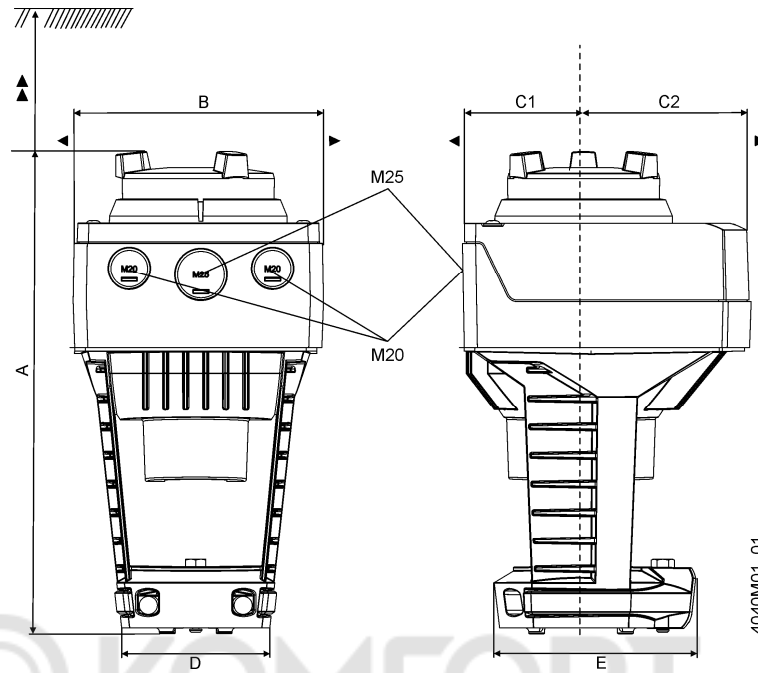


SAX619..



Dimensions

Dimensions in mm



Product no.	A	B	C	C1	C2	D	E	▶	▶▶	kg
SAX..	242	124	150	68	82	80	100	100	200	1,850
With ASK39.1	+25	154	300	200	100	-	-	-	-	2,080

Revision numbers

Product no.	Valid from rev. no.
SAX319.00	..G
SAX319.03	..G
SAX619.03	..G

